

Login To Your National Hardware Virtual Show Exhibitor Profile to Begin Connecting With Top Buyers, Retailers and Industry Professionals!

Dear Jublia,

Thank you for exhibiting in the 2020 National Hardware Virtual Show!

Using Match App, an exclusive business matching service powered by Jublia, the four Show days will be structured for you to find, connect, and set direct appointments with all of our top buyers and retailers, showcase your products in the robust virtual product showcase featuring newly launched and never before seen products and learn how to leverage today's challenges in keynote presentations and educational seminars.

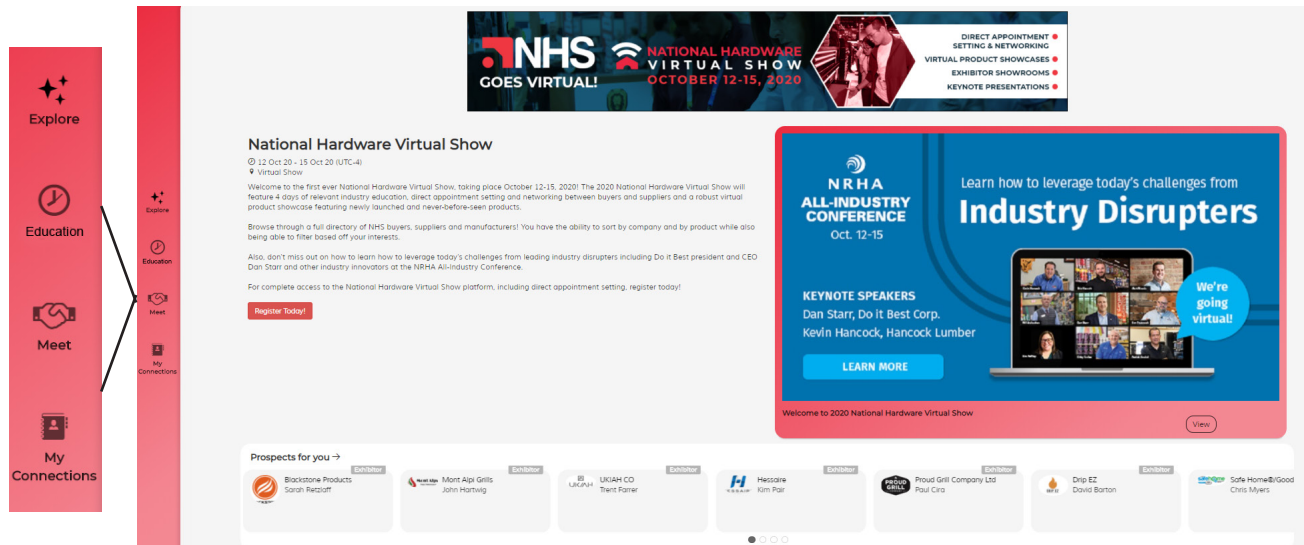
Access your exhibitor profile* that was created with the information you provided during the booking process by clicking below, or manually accessing via the link provided.

By accessing your company account and/or participating in National Hardware Virtual Show, you represent that you have read, understand, acknowledge, and agree to be bound by the [Terms of Service](#) for the National Hardware Virtual Show, and acknowledge that Reed Exhibitions may contact you with information about similar events, opportunities, and services in accordance with Reed Exhibitions' [Privacy Policy](#).

[Access Your Account!](#)

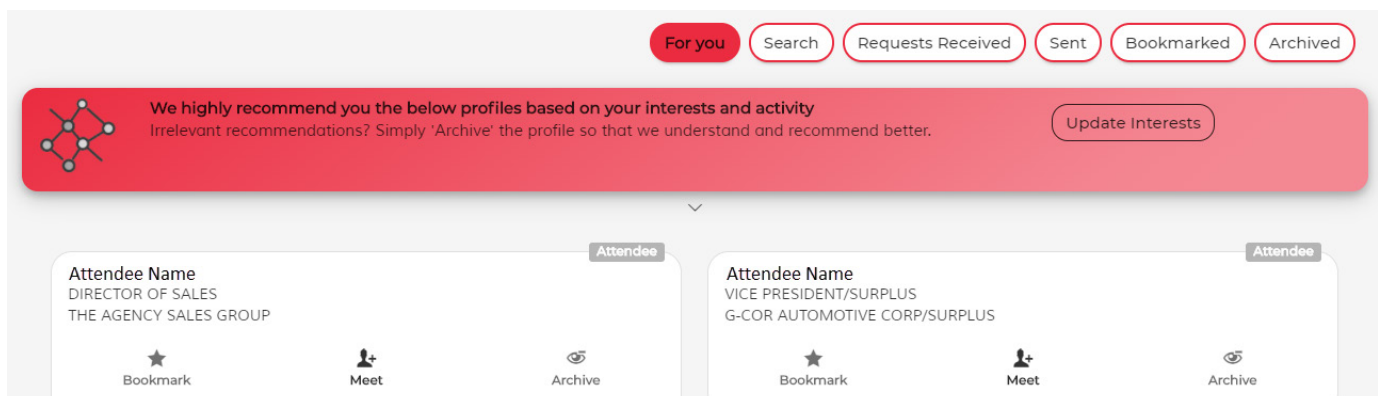
Click the **[Access Your Account]** button in the invitation email to start.

- Your personal account will open in a new page.

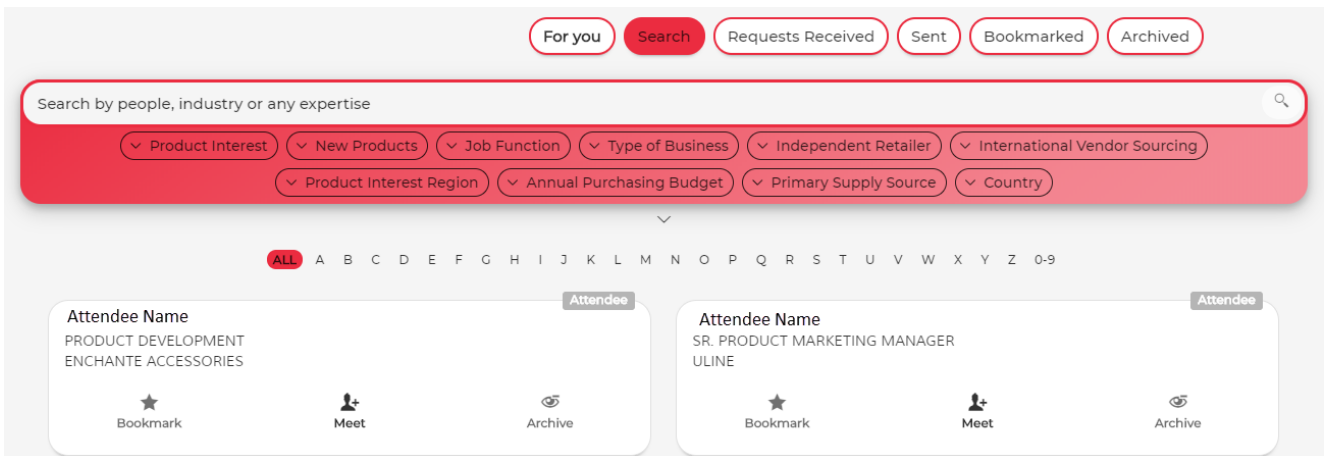


On the “Explore” page, you will see a selection of attendees chosen just for you. You can also navigate to:

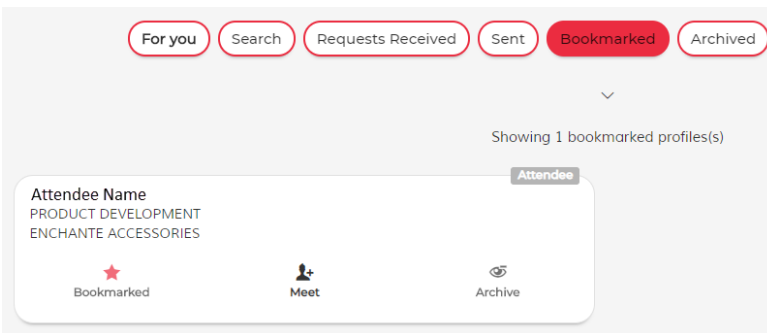
- The “Education” page to save and attend education sessions.
- The “Meet” page to browse attendees by category & arrange meetings.
- The “My Schedule” page to keep track of your meetings.



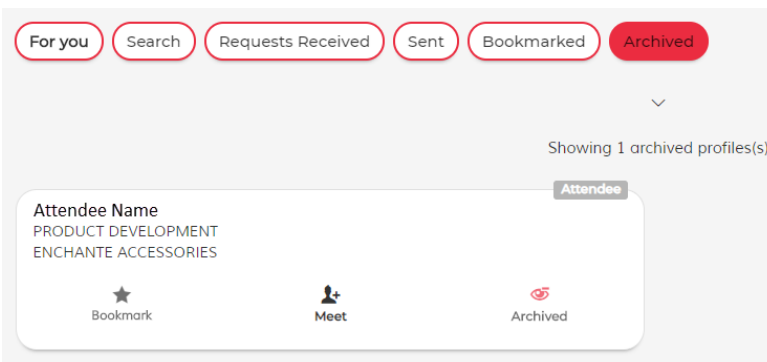
After clicking on the “Meet” button, you will arrive at the “For you” tab. You can **[Update Interests]** to load the best recommended profiles to meet, customized just for you!



On the “Search” tab, you can view the complete list of participants. Enter keywords in the search box or use the dropdowns to narrow down matches.



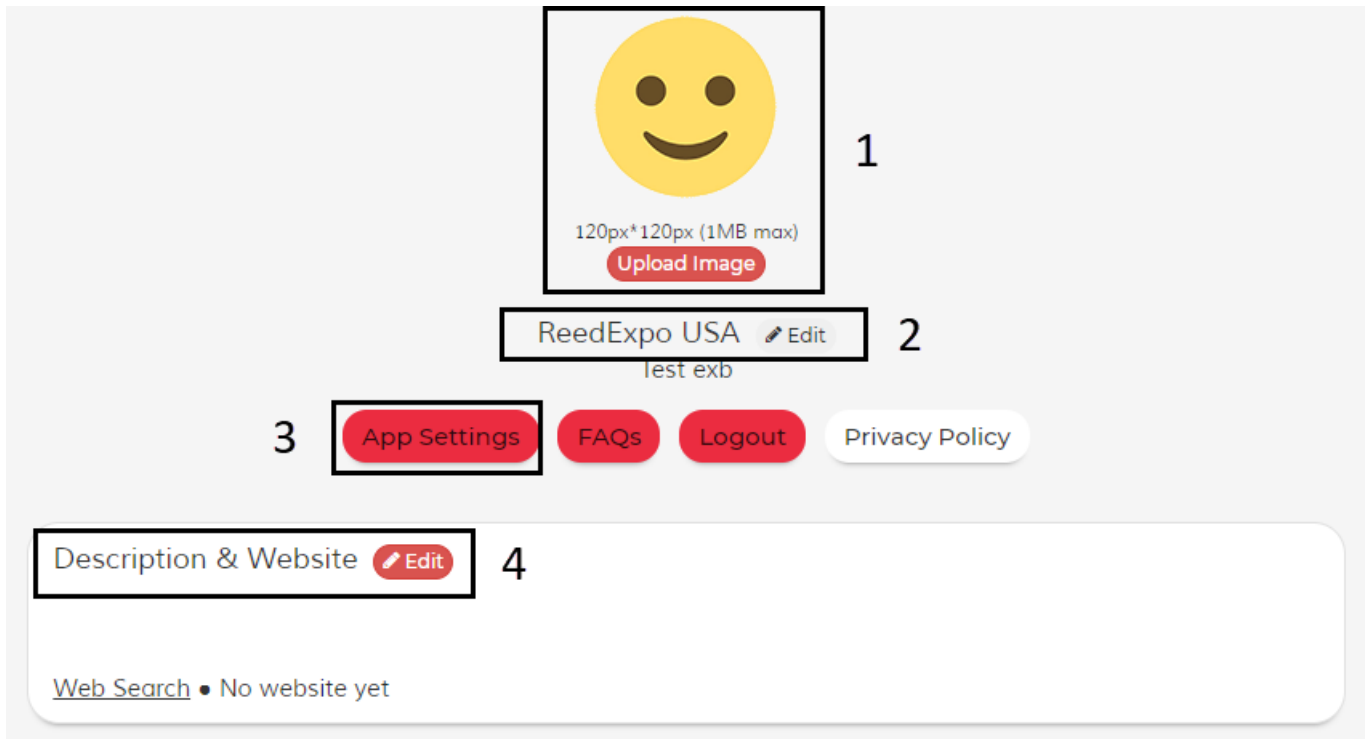
The profiles you have starred can be found on the “Bookmarked” tab.



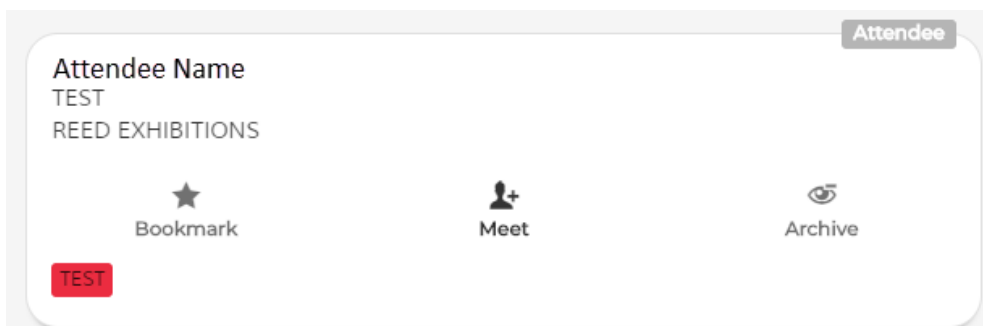
If you don’t want to see an attendee’s profile card again during the search, you can click **[Archived]**. If you want to retrieve these profiles, you can find it under the “Archived” tab.



Navigate to the “Me” page to update your profile.

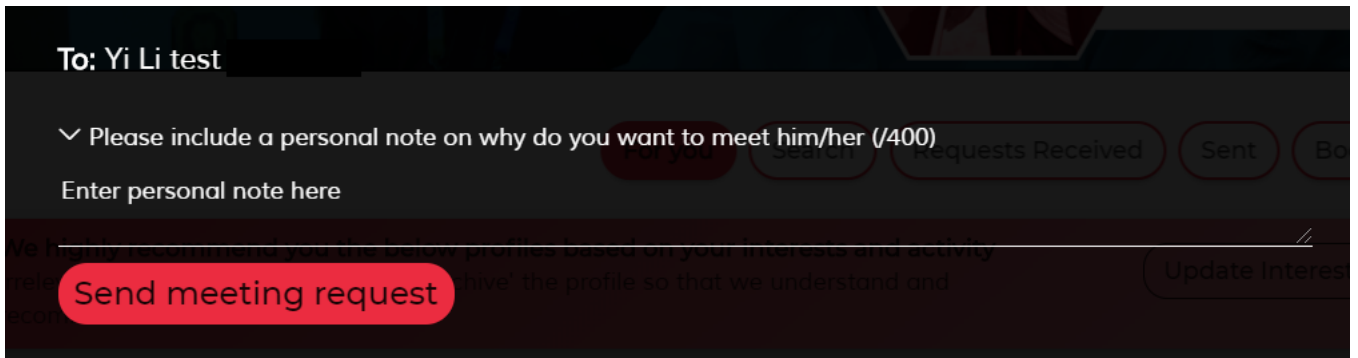


1. Upload your logo. The upload must not exceed 1MB. Dimensions: 120px x 120px
2. If necessary, edit your company name.
3. You can adjust our email notification frequency and change the platform language through [App Settings].
4. You can edit the company description and website to allow others to better understand your company. To add any additional company information to your profile, including product photos and descriptions, contact Lauren Filicia, Customer Success Manager, at lfilicia@reedexpo.com.



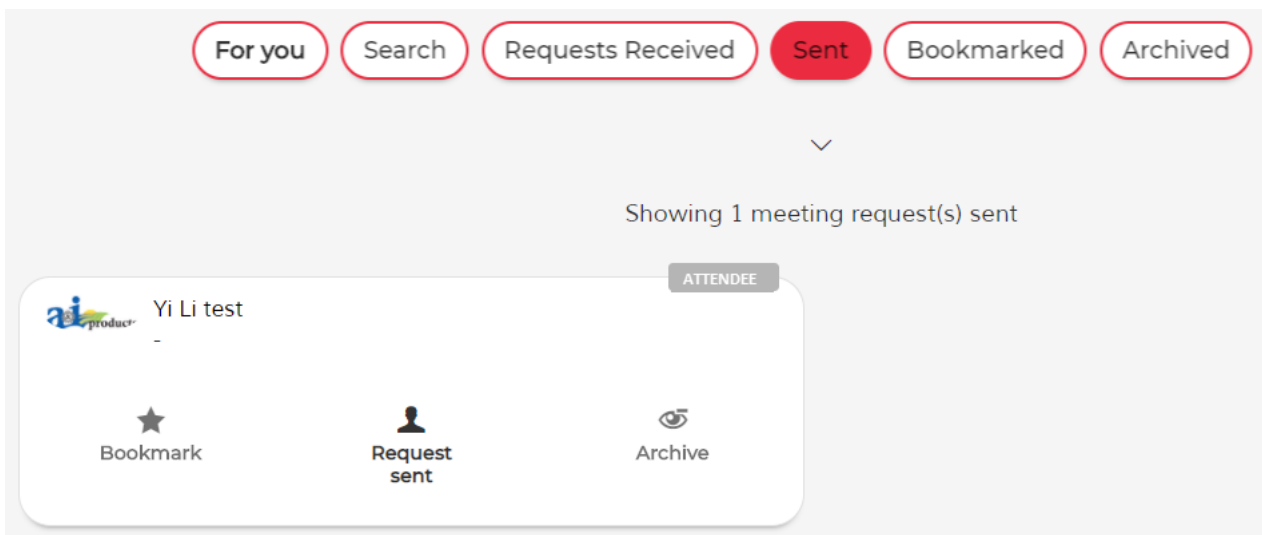
After setting up your profile, you can start sending meeting invitations to participants.

- Want to see more information about an attendee? Just click any blank part of the profile card!

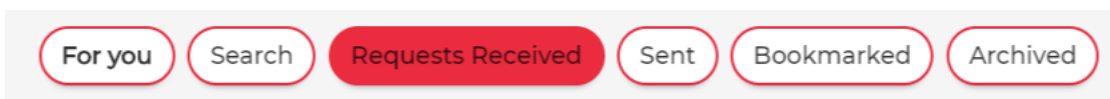


If you want to schedule a meeting with an attendee, click **[Meet]** on their profile card to send the invitation, you may also enter a message to the other party to explain your meeting agenda.

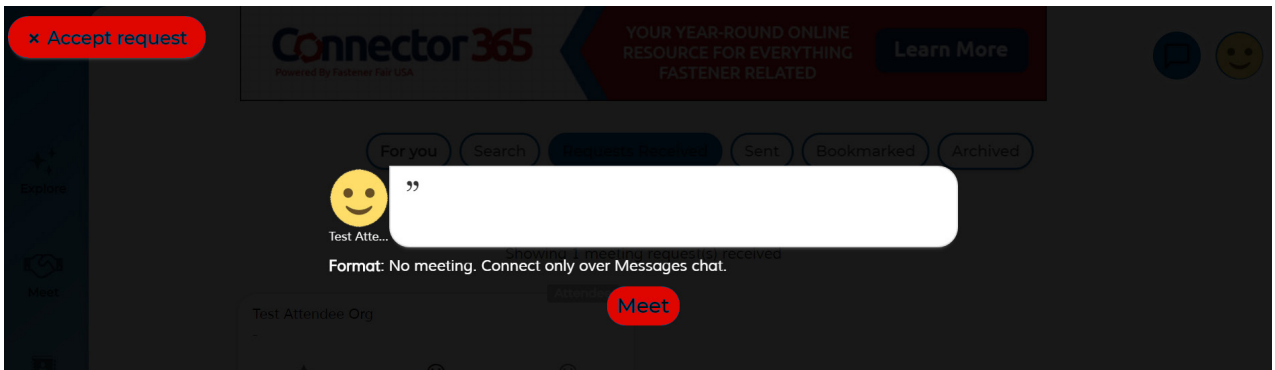
- Please remember to click **[Send meeting request]** to send.



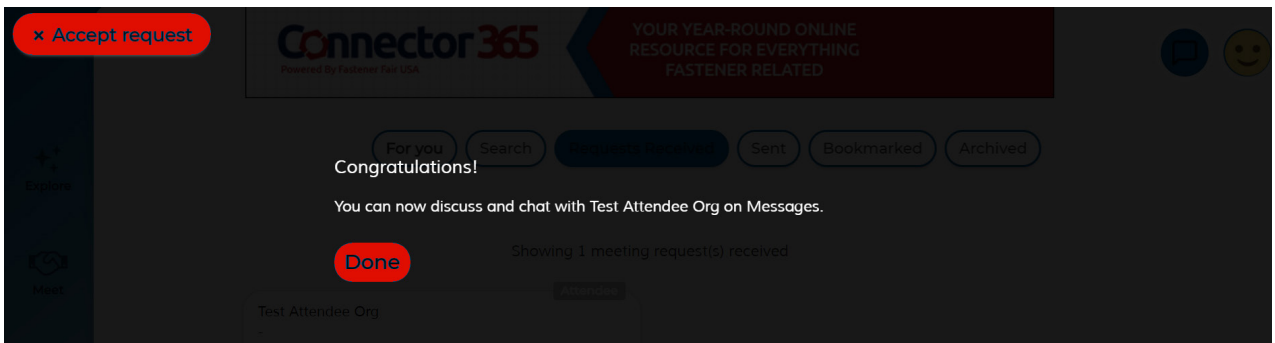
The meeting invitation you sent will be displayed on the "Sent" tab. If you need to edit the message that has been sent or cancel the meeting invitation, you can select **[Request Sent]** to modify it.



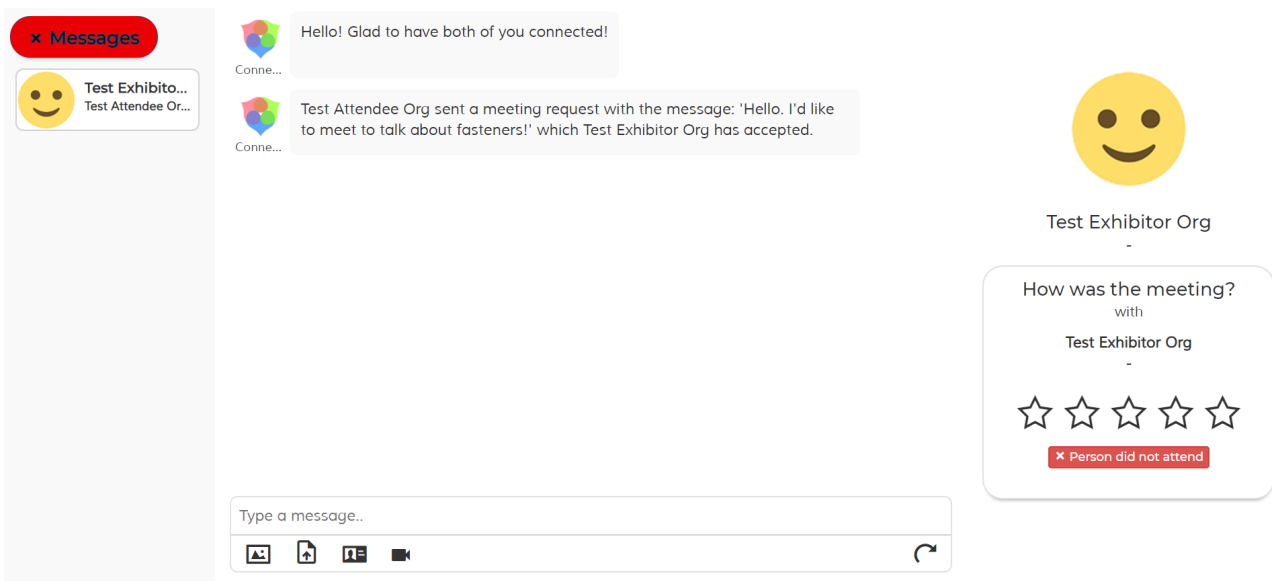
If you want to check whether you have received a meeting invitation, you can click the "Requests Received" tab.



If you are not interested in a meeting, click **[Decline]**, then select a reason (if applicable) from the drop-down selection provided, and then click **[Decline Invitation]**.



If you are interested in the meeting, please click **[Accept]**.



On the **[Messages]** page, you can communicate with the other party you have successfully arranged a meeting with.



NATIONAL HARDWARE
VIRTUAL SHOW

You're all set now!
We hope you make full use
of the platform and wish
you a successful meeting!